C1

Event Controller

Specifications

Document Version: V1.0.3

Document Number: NS160100438

Xi'an NovaStar Tech Co., Ltd.

Copyright © 2018 Xi'an NovaStar Tech Co., Ltd. All Rights Reserved.

No part of this document may be copied, reproduced, extracted or transmitted in any form or by any means without the prior written consent of Xi'an NovaStar Tech Co., Ltd.

Trademark

NOVASTAR is a trademark of Xi'an NovaStar Tech Co., Ltd.

Statement

You are welcome to use the product of Xi'an NovaStar Tech Co., Ltd. (hereinafter referred to as NovaStar). This document is intended to help you understand and use the product. For accuracy and reliability, NovaStar may make improvements and/or changes to this document at any time and without notice. Any problem in use or any good suggestion, please contact us through ways provided in the document. We will do our utmost to solve the problems and adopt the suggestions after evaluation as soon as possible.

Website: http:// www.novastar.tech

1 Overview

C1, a console specially designed for NovaStar's terminal video processing products, such as J series, is mainly used for live stage control.

The C1 is designed with two LCD screens. One is used for previewing input sources. The other, together with buttons on the panel, is used to configure the layer size, layer position, input source, output resolution, layer border and input source cropping under each preset.

The C1 is also designed with a joystick and T-Bar. The joystick is used to precisely adjust the size and position of layers. The T-Bar supports adjustment of 1024 levels of layer transparency, finely controlling the transition effects of presets and PVW, PGM for switching.

Thanks to the cool lighted buttons, highly sensitive joystick and T-Bar, plus the two LCD screens, the C1 is extremely easy to operate, making live stage control most convenient.

Appearance

2 Features

- Support two LCD screens, one for monitoring, and the other touch screen for operating. During operating, users can view on one of the LCD screens the input source status, preview status and status of output on LED display, so that the overall situation is under control.
- Supports control of NovaStar video splicing processors.
- Supports screen mosaic, easy mosaic, output image quality adjustment, BKG settings, EDID settings, test patterns, and switching from normal display to blackout with one button press.
- Supports up to 32 presets.
- Supports preset copying, use of preset templates, preset customizing, saving of custom presets, preset data cleanup, lockup of preset area on C1 operation panel.
- Supports up to 8 × layers, and 1 × BKG.
- Supports configurations of shape layers and layer mask.
- Supports layer adding with one button press, layer cleanup with one button press, and moving a layer to the front or back with one button press.
- Supports layer editing, layer image quality adjustment, layer border settings, and layer freezing.
- Supports settings of the layer size and position through the joystick and buttons.
- Supports Aux configuration.
- Supports input source cropping.
- Supports 13 layer transition effects and settings of transition duration.
- Supports adjustment of the joystick's sensitivity.
- Supports manual adjustment of the fade transition effect of layers by using the T-Bar.
- Supports remote or live control of terminal video processors through RJ45.

3 Specifications

- Port and button description

Port and Button	Quantity	Description
Ethernet (RJ45)	1	A port to remotely control the terminal through network
USB	1	Used to update program, or connect to the upper computer
U-DISK	1	Connects to a USB drive to import USB files.
Monitor	1	• IN: An HDMI preview connector that connects to the HDMI preview connector of a terminal • LOOP: An HDMI loop output connector which can display the preview display of a terminal on other display devices.
RS232	1	A control connector that connects to the upper computer
Reset button	1	A pinhole reset button used to reset and restart the C1

- Overall specifications

Input power	AC 100~240V, 50/60Hz
Power consumption	50 W
Operating temperature	0° C–50° C
Storage temperature	-20° C–60° C
Humidity	0%–95% RH
Dimensions	541.46 mm × 649.90 mm × 204.46 mm
Weight	14 kg

4 Dimensions

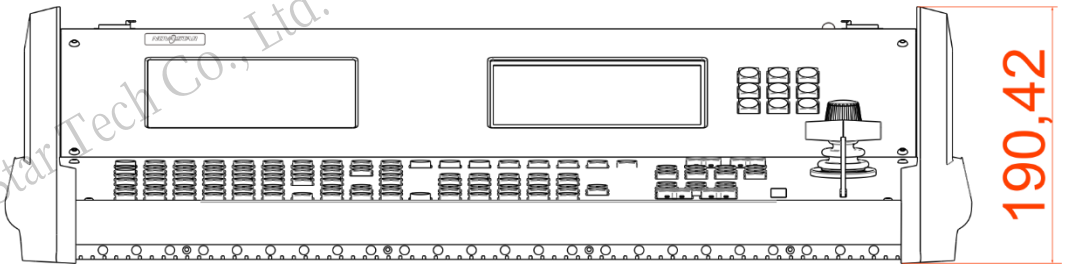

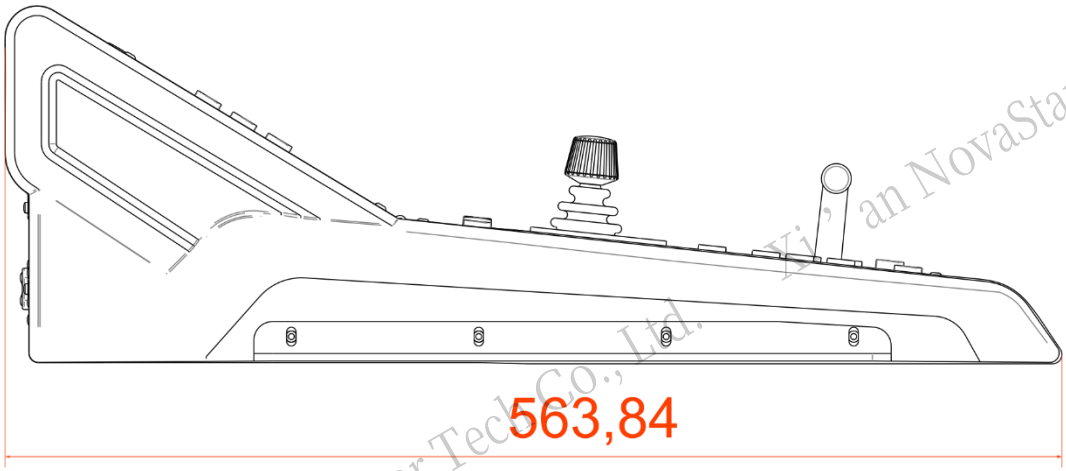

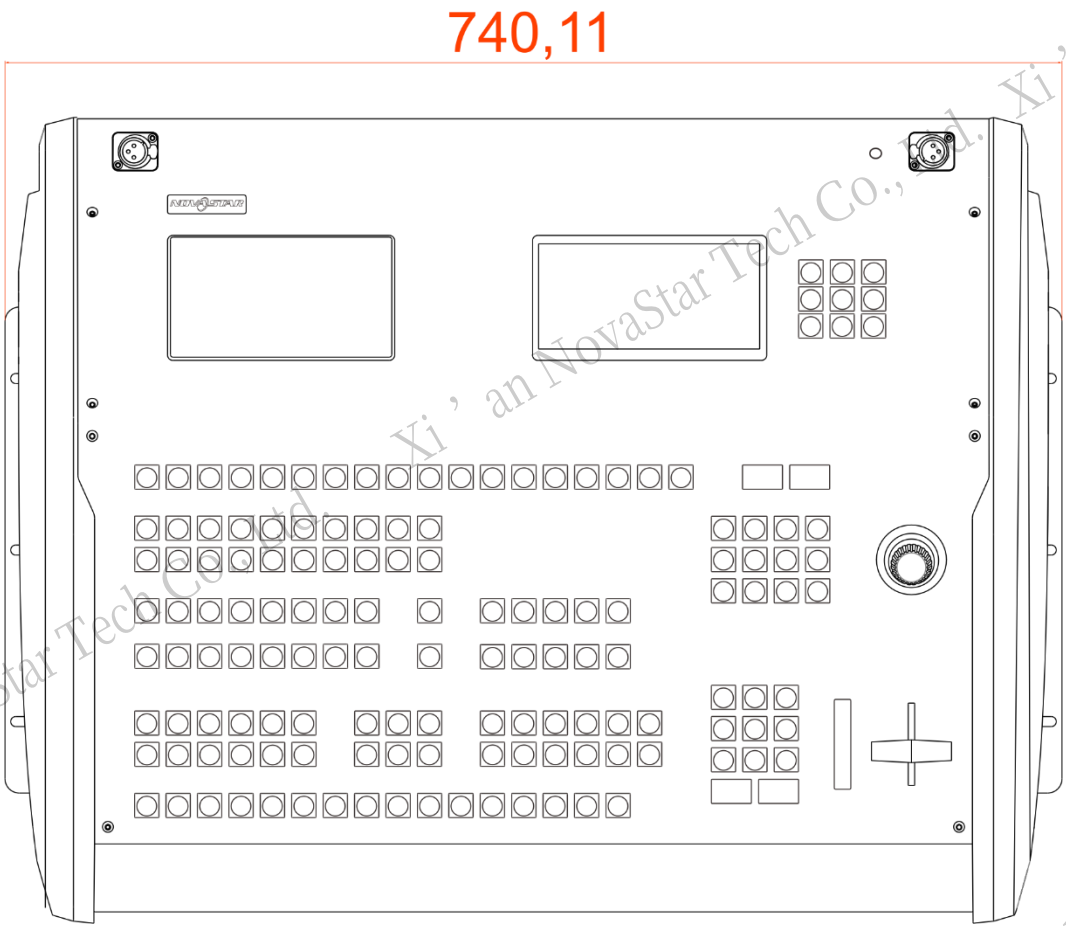

Unit: mm

NovaStar Tech Co., Ltd. Xi ' an NovaStar Tech Co., Ltd.

5 Application